

I shall be telling this with a sigh
Somewhere ages and ages hence:
Two roads diverged in a wood, and I--
I took the one less traveled by,
And that has made all the difference

Last verse from “ A Road not Taken”.
Poem by Robert Frost.
Published in 1916



What do you get when you mix Public Health and Health Care:

Is it Possible? Should we try?

Jose Thier Montero Director
Division of Public Health Services
NH-DHHS

Healthy, Young,
(middle aged),
Hispanic,
Overweight/obese
BackPain



Built environment
Health behaviors
Social support
Access to care

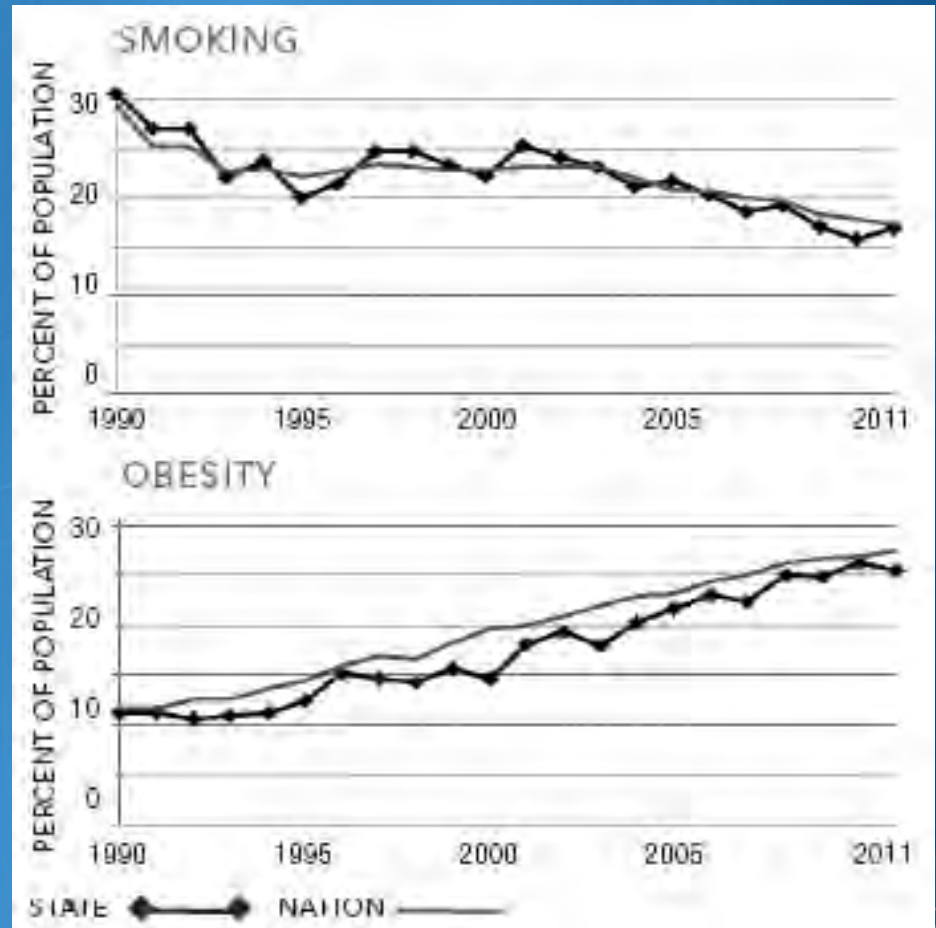
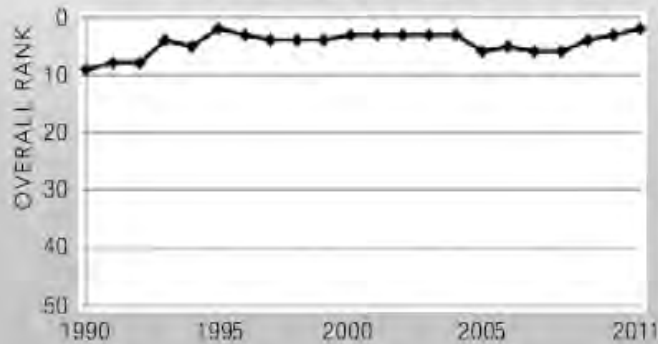
Diabetes,
CV health,
Colon
Prostate

Diabetes
High Cholesterol
CV disease
Elevated PSA

Health care infrastructure
Health care coverage

NH Health Ranking

Overall Rank: 2



ECONOMIC ENVIRONMENT	NH	U.S.
Unemployment Rate (Aug 2011)	5.3%	8.3%
Underemployment Rate (2010)	11.8%	16.7%
Median Household Income (2010)	\$66,707	\$49,445

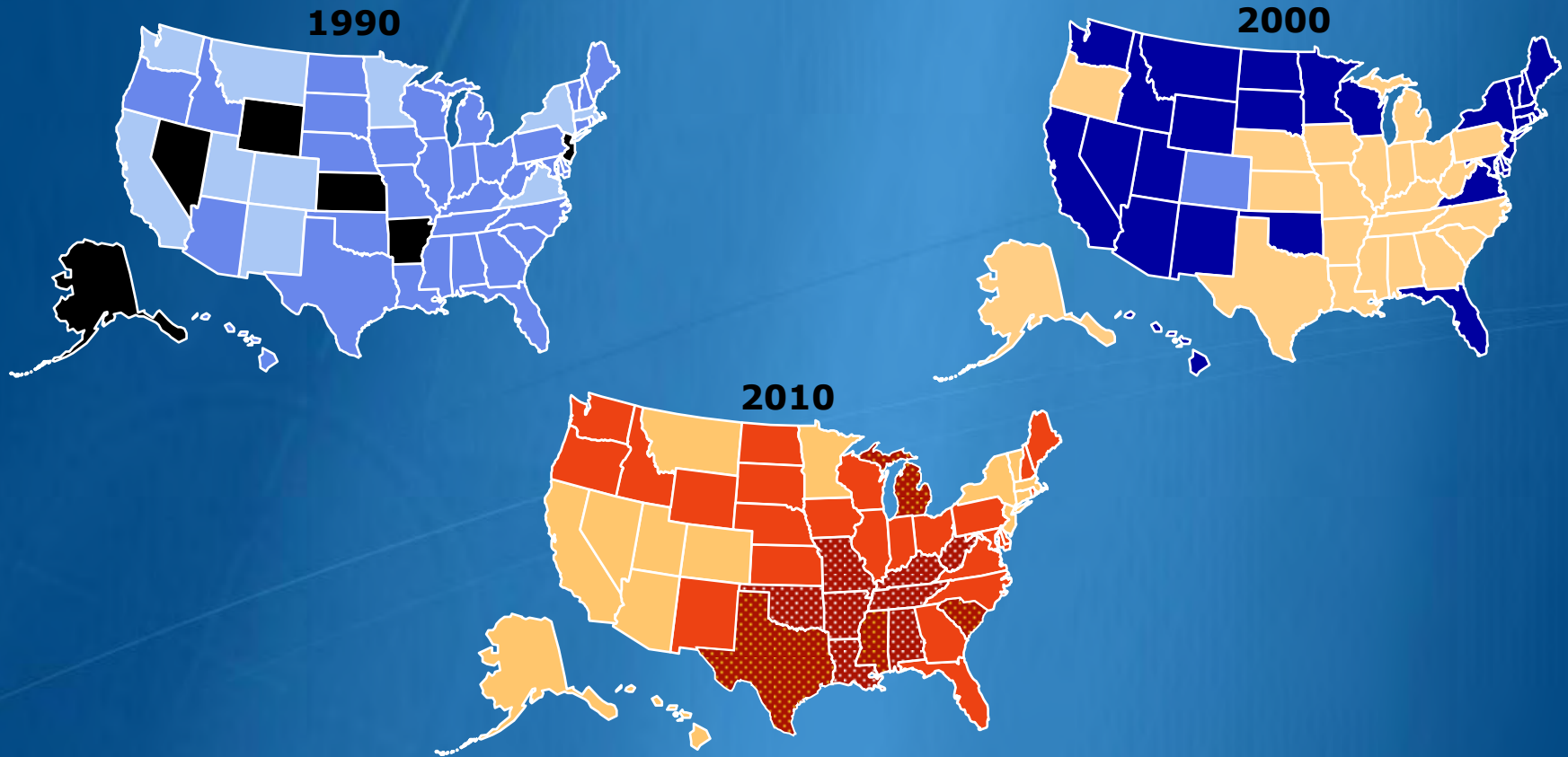
MEASURE	ADULT POPULATION AFFECTED		
	2001	2011	10-YR CHANGE
Smoking	234,000	174,000	-60,000
Obesity	168,000	262,000	94,000
Diabetes	41,000	81,000	40,000

Source: <http://www.americashealthrankings.org/SiteFiles/Reports/AHR%202011Edition.pdf>

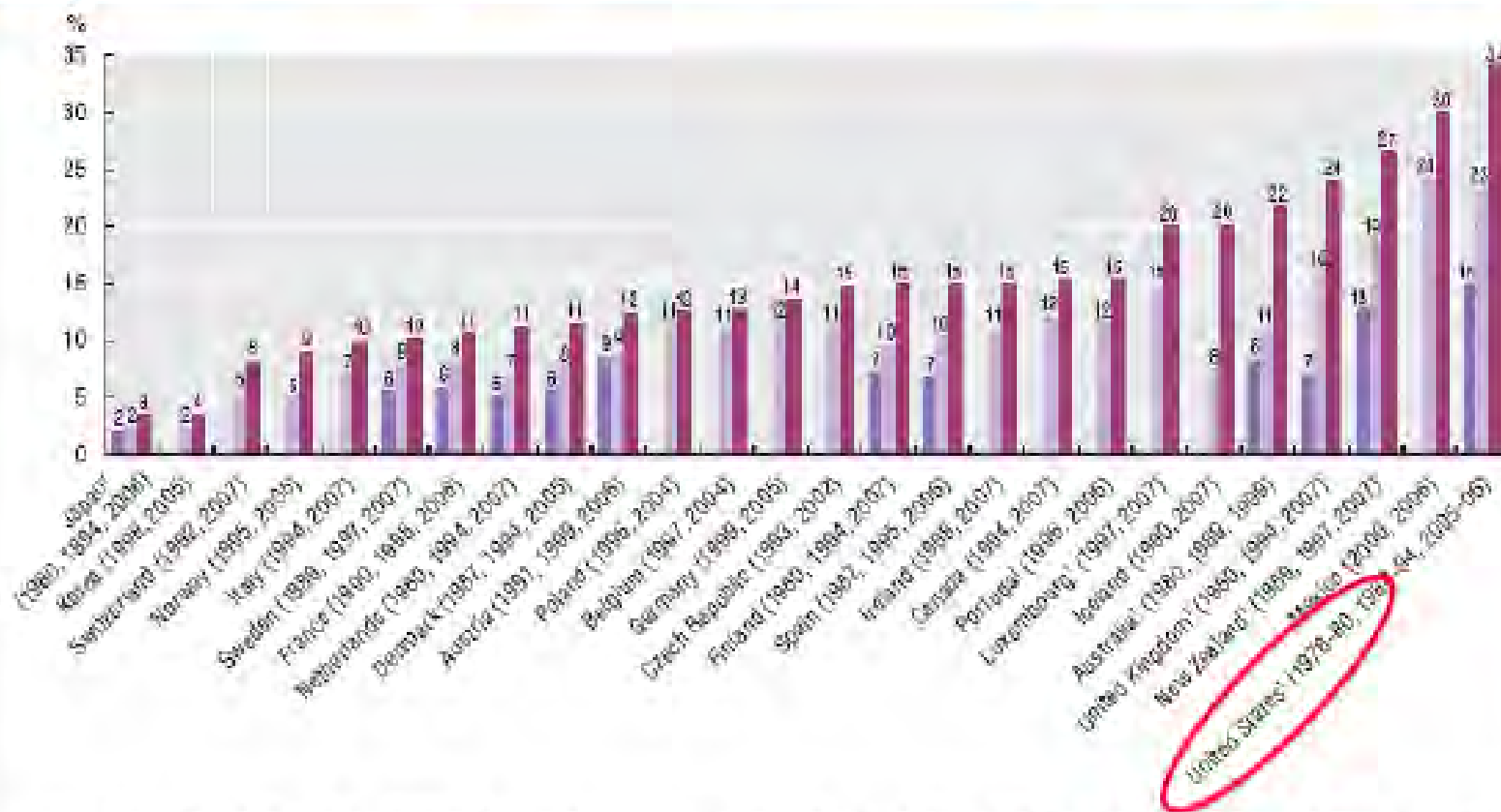
Obesity Trends* Among U.S. Adults

BRFSS, 1990, 2000, 2010

(*BMI ≥ 30 , or about 30 lbs. overweight for 5'4" person)



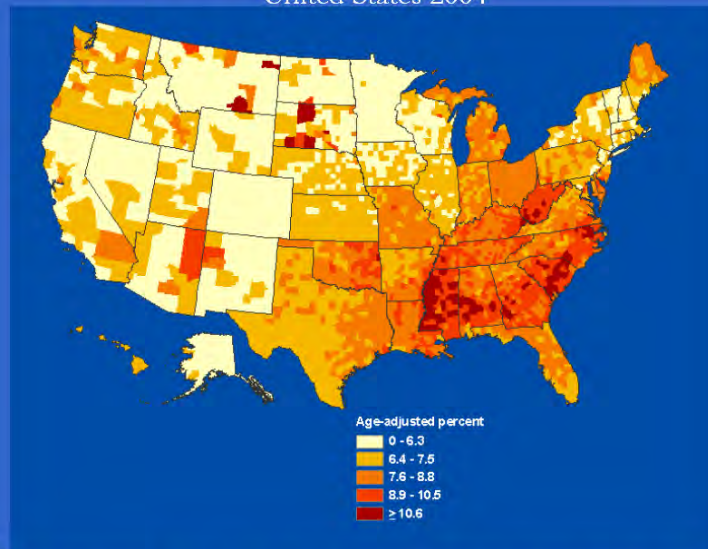
Obesity is increasing in all OECD countries, but is highest in US



Australia, Czech Republic (2005), Japan, Luxembourg, New Zealand, Slovak Republic (2007), United Kingdom and US figures are based on health examination surveys, rather than health interview surveys.

Source: OECD Health Data 2009, OECD (<http://www.oecd.org/health/healthdata>).

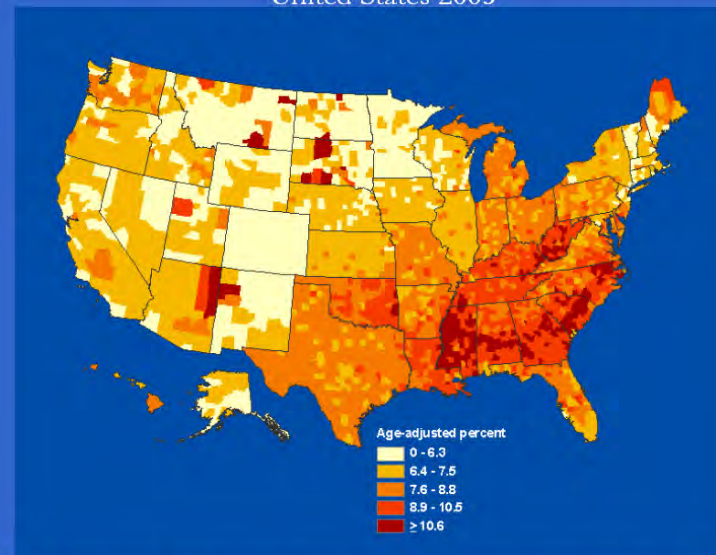
County-level Estimates of Diagnosed Diabetes for Adults aged ≥ 20 years:
United States 2004



CDC's Division of Diabetes Translation. National Diabetes Surveillance System
available at www.cdc.gov/diabetes/statistics.



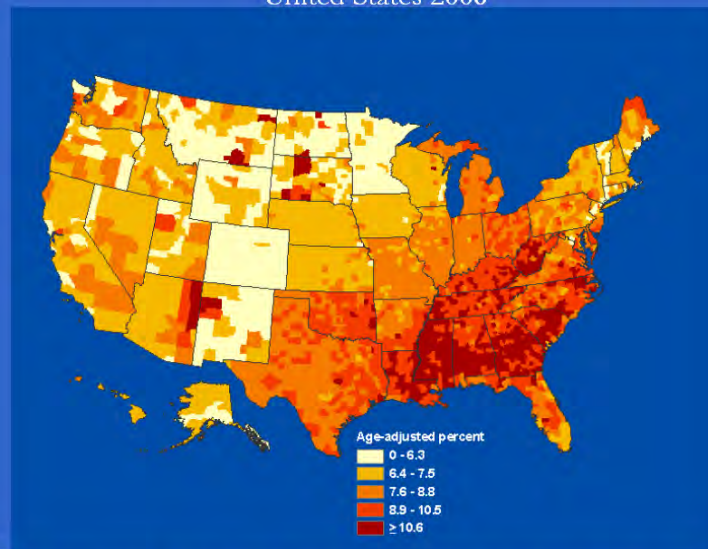
County-level Estimates of Diagnosed Diabetes for Adults aged ≥ 20 years:
United States 2005



CDC's Division of Diabetes Translation. National Diabetes Surveillance System
available at www.cdc.gov/diabetes/statistics.



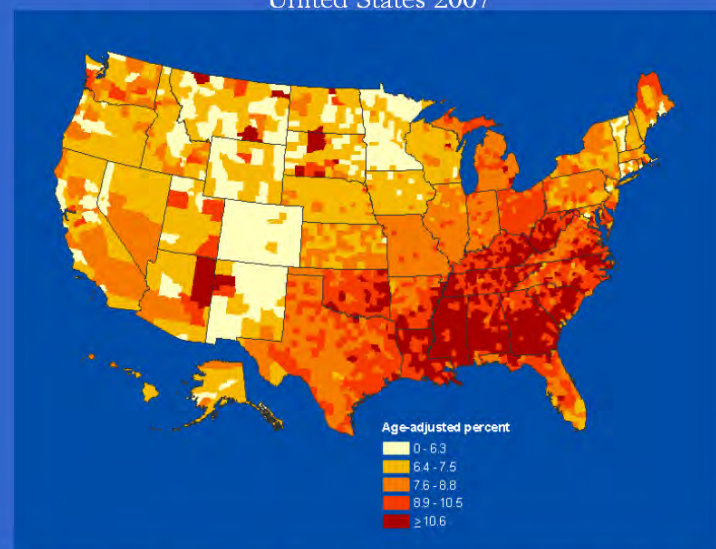
County-level Estimates of Diagnosed Diabetes for Adults aged ≥ 20 years:
United States 2006



CDC's Division of Diabetes Translation. National Diabetes Surveillance System
available at www.cdc.gov/diabetes/statistics.



County-level Estimates of Diagnosed Diabetes for Adults aged ≥ 20 years:
United States 2007



CDC's Division of Diabetes Translation. National Diabetes Surveillance System
available at www.cdc.gov/diabetes/statistics.



Too many persons require admission for diabetes complications in US

Diabetes acute complications admission rates, population aged 15 and over, 2007



1. Does not fully exclude day cases.
2. Includes transfers from other hospital units, which marginally elevates rates.

Source: OECD Health Data 2009, OECD (<http://www.oecd.org/health/healthdata>).